

Lexile & Scale Score Parent Meeting

Wednesday, August 23, 2023
9 a.m. & 6 p.m.



Agenda

A decorative graphic on the right side of the slide features a dark blue, curved path resembling a celestial or educational journey. Along this path are various school-related items: an open book with yellow pages, a blue book, a pencil, and a yellow star. The background is filled with white stars, a yellow star, and a large orange planet. In the bottom right corner, there is a stack of yellow books with purple spines.

- What is Lexile/Accelerated Reader (A.R.)?
- How does it work?
- How do students access A.R.?
- Can students take A.R. tests at home?
- ATOS Level
- What is Scale Score?
- How does it all tie together?

Lexile Ranges

Grade Level	Lexile Range	CCRPI Lexile Goal
Kindergarten	BR400L - 0	
1st Grade	190L-530L	
2nd Grade	420L-650L	
3rd Grade	520L-820L	670L
4th Grade	740L-940L	840L
5th Grade	830L-1010L	920L





How do students access A.R.?

All Students have an A.R. login and password to enter the online platform Renaissance Learning.

Students are allowed to check out books in the media center. Classes have weekly media time.



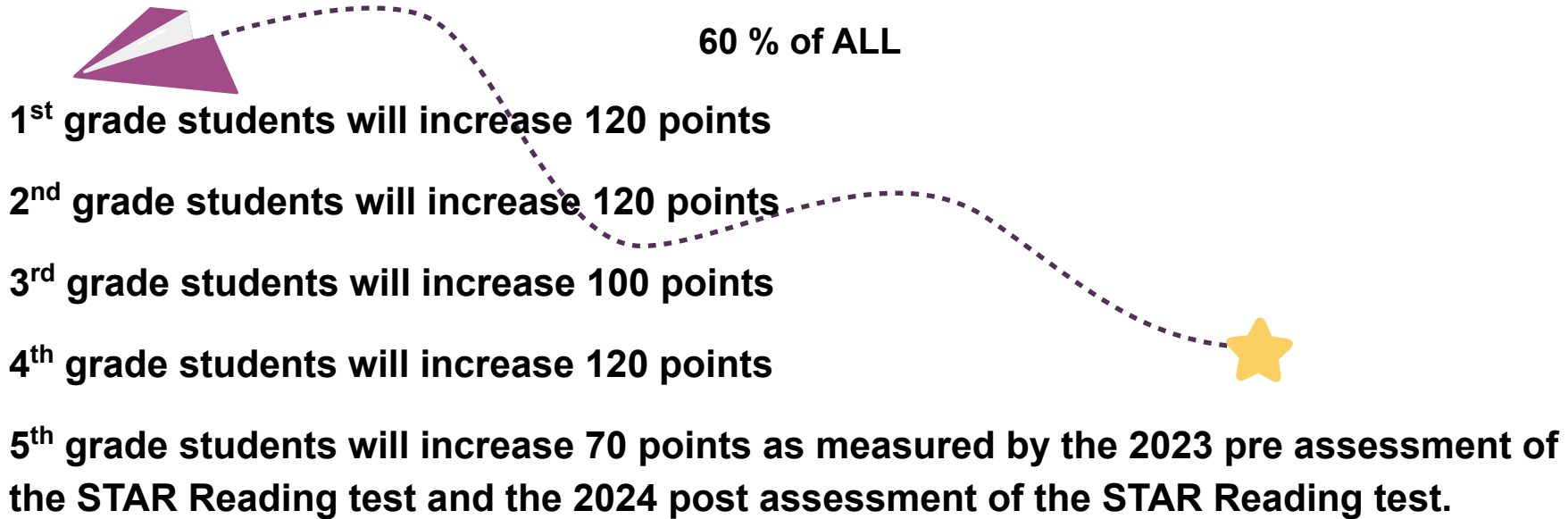
ATOS Level

- Accelerated Reader determines students readability by its own formula (ATOS)
- Three Variables:
 1. Words per sentence
 2. Average grade level of those words
 3. Characters per word




Expected Point Increase

By the end of 2023-2024 school year:





What is Scale Score?



Scaled Score is useful for comparing student performance over time and across grades. A scaled score is calculated based on the difficulty of the questions and the number of correct responses.

<https://youtu.be/KTGQaC4KnWU>

Fall Screening Cut Scores



Fall Screening Cut Scores - Grade 1				
	Reading		Mathematics	
	STAR Reading	Acadience	STAR Math	Acadience
No Risk	>751	>112	>754	>123
Some Risk	730 - 751	97-112	733 - 754	81 - 123
High Risk	<730	<96	<733	<81

Fall Screening Cut Scores - Grade 2				
	Reading		Mathematics	
	STAR Reading	Acadience	STAR Math	Acadience
No Risk	>867	>140	>850	>33
Some Risk	835 - 867	109 - 140	829 - 850	16 - 33
High Risk	<835	<109	<829	<16

Fall Screening Cut Scores - Grade 3				
	Reading		Mathematics	
	STAR Reading	Acadience	STAR Math	Acadience
No Risk	>938	>219	>903	>48
Some Risk	909 - 938	180 - 219	882 - 903	33 - 48
High Risk	<909	<180	<882	<33

Fall Screening Cut Scores - Grade 4				
	Reading		Mathematics	
	STAR Reading	Acadience	STAR Math	Acadience
No Risk	>981	>289	>955	>69
Some Risk	954 - 981	245 - 289	934 - 955	47 - 69
High Risk	<954	<245	<934	<47

Fall Screening Cut Scores - Grade 5				
	Reading		Mathematics	
	STAR Reading	Acadience	STAR Math	Acadience
No Risk	>1020	>356	>996	>52
Some Risk	993 - 1020	258 - 356	972 - 996	35 - 52
High Risk	<993	<258	<972	<35

Expected Point Increase

By the end of 2023-2024 school year:

60 % of ALL

1st grade will increase by 70 points

2nd and 3rd grades will increase by 50 points

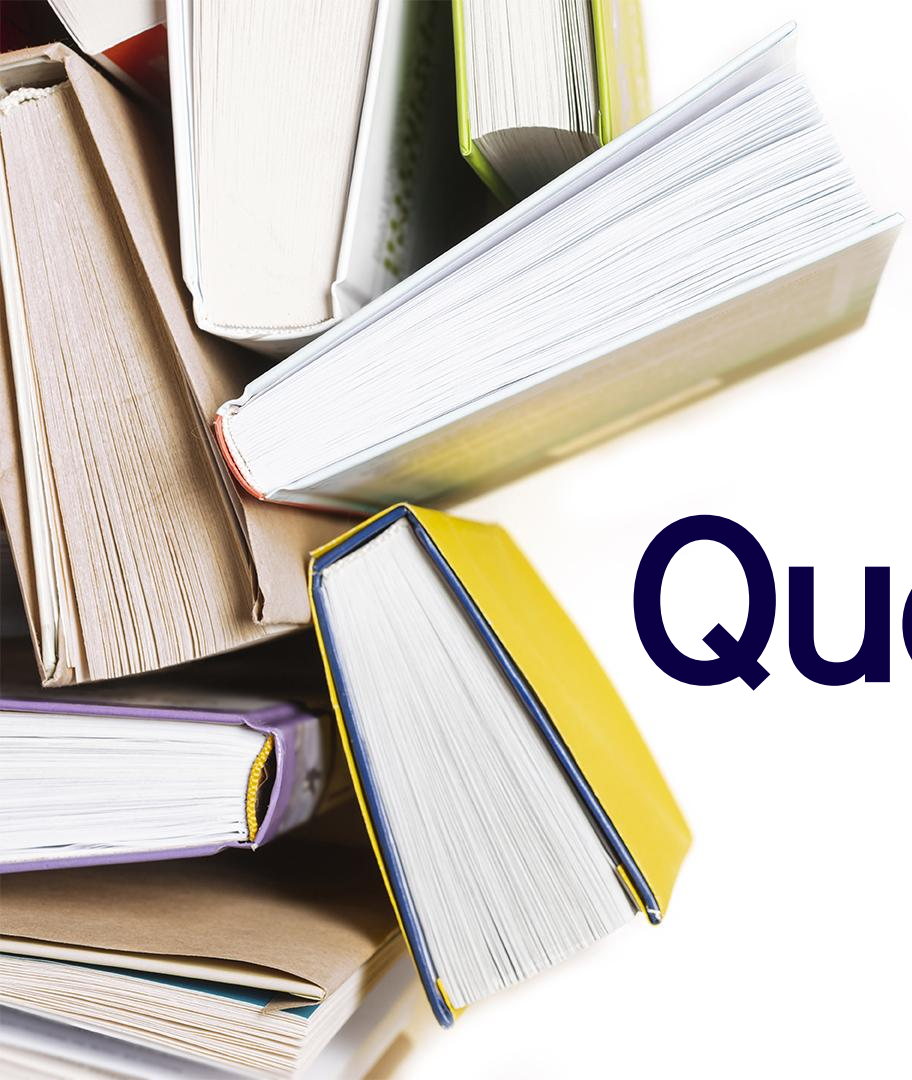
4th grade will increase by 35 points

5th grade will increase by 30 points

As measured by the 2023 pre assessment of the STAR Math and the 2024 post assessment of the STAR Math test.

STAR Math

Grade	Goal	Range
K	804 Unified Scale Score	796-804 Unified Scale Score
1st	880 Unified Scale Score	827-880 Unified Scale Score
2nd	950 Unified Scale Score	900-950 Unified Scale Score
3rd	1005 Unified Scale Score	955-1005 Unified Scale Score
4th	1045 Unified Scale Score	993-1045 Unified Scale Score
5th	1080 Unified Scale Score	1028-1080 Unified Scale Score



Questions???

Answers..

Thank You!

Contacts



Teacher: first initial + last name @terrell.k12.ga.us
Example: lbrown@terrell.k12.ga.us



Laurice Brown, School Parent Liaison @ (229) 995-2843



Mrs. L. Peters, Mrs. McCrary, & Mr. Rhodes @ (229) 995-5451/995-2843

Evaluation

Please scan the QR Code below
to complete the survey.



<https://forms.gle/q9YUdY5W8wTyNj2x7>